


SOFFIT THAT  
BREATHES  
INTAKE VENTILATION  
TRULINE  
TS 19.6  
NFA  
TITANIUM STABILIZED  
ALUMINUM ALLOY  
644 CAREFULLY  
SCULPTED  
INTAKE VENTS

AIR  
FLOW

NOT ALL VENTED SOFFITS  
WORK WITH A RIDGE VENT -  
**TRULINE® TS-SERIES** DOES.





19.6

12" Full Vent NFA

9.9

16" NFA Center Vent


Give the homes you design and build the ventilation they deserve,  
with TruLine<sup>®</sup> TS-Series Soffit!

Each **TruLine® TS-Series Soffit** panel is made from a **Titanium Stabilized Aluminum Alloy** and is available in five profiles.


**TruLine TS-Series 12" & 16" Soffit** is available in:

- Two solid profiles, perfect for gables or other non vented areas.  
(For areas under a deck see QE's **InsideOut®** water catching soffit system.)
- Both of our Center Vented profiles offer the highest NFA rating in their category: 12" Center Vent with an NFA of 5.9, and 16" Center Vent with an NFA of 9.9.
- Our Fully Vented profile delivers over 644 carefully sculpted intake vents per foot and boasts a 19.6 NFA.

## Colors




White 280




Champagne 827



Prairie Sand 549



Desert Tan 327



Brown 502



Norwood 509



Clay 807



Terratone 511



Wicker 809

All colors shown are mechanically reproduced and may vary slightly from actual color.



12" NonVented




12" Center Vented



12" Fully Vented



16" NonVented



16" Center Vented

## The Benefits of Proper Ventilation:



It **reduces** the temperature in the attic



It **prolongs** the life of your roof and other building materials



It **saves** you money by reducing your energy bills and is a wise investment



Can help **improve** indoor air quality



**Reduces** energy costs

Use your smartphone or log on to [qualityedge.com/soffit](http://qualityedge.com/soffit)



## Experience More Profiles from Quality Edge



TruLine HP-Series - 12" & 16"  
[NonVented, Center Vent, Full Vent]



TruLine HP-Series - D5 & D6  
[NonVented, Full Vent & Woodgrain (D5 only)]



TruVent Hidden Vent Soffit



TruBead Jet 45 Beaded Soffit  
[2 & 3 Panel: Vented & NonVented]



TruLegacy Architecturally Inspired Soffit  
[12", 18" & 24" Panel: Vented & NonVented]



TruLegacy Architecturally Inspired Soffit  
[6", 12" & 18" Roll: Vented & NonVented]